

### Superior Air Performance

#### Standard Construction

##### Frame

6" x .081"(152 x 2.1) Extruded Aluminum (6063-T5)

##### Blades


Drainable Style Blades, .081"(2.1) Extruded Aluminum (6063-T5) at a 35° blade angle with approximately 4.5"(114) blade spacing

##### Finishes

MILL

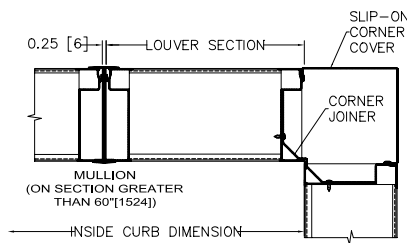
##### Penthouse Size Limits

- MAX. INSIDE CURB DIMENSION [LENGTH] 240"[6096]
- MAX. INSIDE CURB DIMENSION [WIDTH] 120"[3048]
- MAX. HEIGHT ABOVE CURB 72"[1829]
- MIN. INSIDE CURB DIMENSION (LENGTH OR WIDTH) 12"[305]
- MIN. HEIGHT ABOVE CURB 10.13"[257]

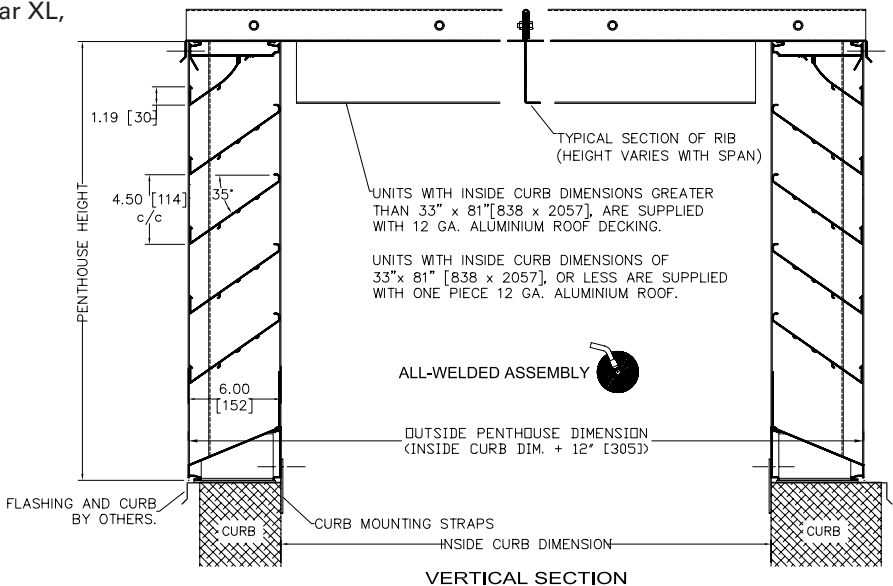


#### Available Options

- Extended Sill (loose) 14 GA. Aluminum
- Variety of Bird & Insect Screens
- Wide variety of Finishes including:  
Baked Enamel, Prime Coat, Duranar & Duranar XL, Clear & Colour Anodize
- Roof Curb
- \* Select from PRICE Colour Chart or provide Colour sample to match



PARTIAL HORIZONTAL SECTION



VERTICAL SECTION

ALL-WELDED CONSTRUCTION



<b>PROJECT</b>				<b>CUSTOMER</b>		
<b>ARCHITECT</b>				<b>ENGINEER</b>		
<b>SPEC. SYMBOL</b>				<b>DATE</b>		
QTY	TAG	INSIDE CURB DIMENSION			OPTIONS	UNITS: <input type="checkbox"/> IMPERIAL <input type="checkbox"/> METRIC
		LENGTH	WIDTH	HEIGHT		