

Superior Air Performance

Standard Construction

Frame

2" x .063"(50 x 1.6) Extruded Aluminum (6063-T5)

Blades

J Style Blades, .063"(1.6) Extruded Aluminum (6063-T5) 30° blade angle, approximately 2"(50) blade spacing

Finishes

MILL


Minimum Size

7" W x 5 7/16" H (178 x 138)

Maximum Size

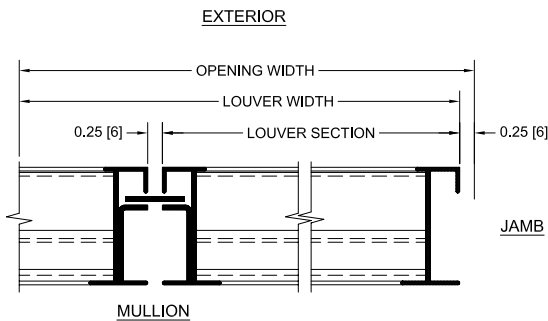
60" W x 120" H (1524 x 3048)

* One piece construction

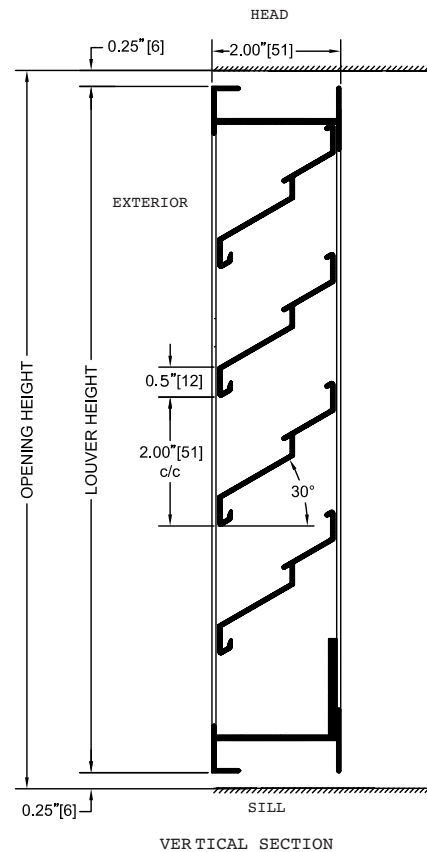


Available Options

- Extended Sill (loose) 14 GA. Aluminum
- Blank-off Panels: Aluminum or Galvanized, Insulated or Non-Insulated
- Formed Flange and Mounting Angle up to 4"
- Birdscreen: Aluminum or Galvanized
- Insect Screen: Aluminum or Bronze
- Finishes: Prime Coat, Baked Enamel, Duranar, Duranar XL
- Anodized Finishes: Clear or Colour (Light Bronze, Medium Bronze, Dark Bronze, Black)



ALL-WELDED CONSTRUCTION



PROJECT			CUSTOMER				
ARCHITECT			ENGINEER				
SPEC. SYMBOL			DATE				
QTY	TAG	LOUVER SIZE		OPENING SIZE		OPTIONS	UNITS: <input type="checkbox"/> IMPERIAL <input type="checkbox"/> METRIC
		WIDTH	HEIGHT	WIDTH	HEIGHT		